
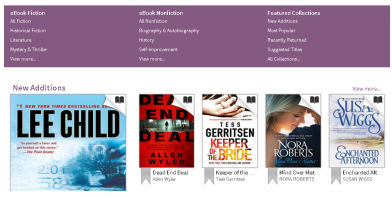
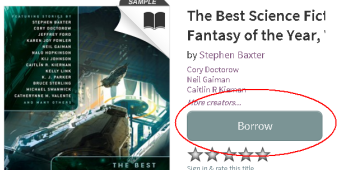
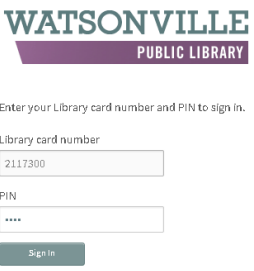


Quick Guide to Downloadable Books using Overdrive

watsonville.lib.overdrive.com or cityofwatsonville.org/public-library/downloadable-books

More help for other devices can be found here: <http://help.overdrive.com/>

Get the App!	Find the Book!	Check it Out!	Read it!
<p>You'll need an app to read borrowed books. Each device uses a slightly different app and method.</p>	<p>Once you've got the app, Search our downloadable books catalog for a book you would like to check out.</p>	<p>Once you've found a book, select "Borrow", sign in using your library card number and pin, and you are set!</p>	<p>Depending on your device, you'll need to download it, sync it, or just read it!</p>
<p>iPad/iPhone Devices Download the Overdrive app on the Apple App Store. Add Watsonville Public Library to your Libraries.</p> <p>Kindle Devices Make sure you have set up your Kindle device to sync with your Amazon account.</p> <p>Nook Devices Download Adobe Digital Collections software to your PC, Authorize your PC and Device.</p> <p>Android Devices Download the Overdrive app from the Play Store. Add Watsonville Public Library to your Libraries.</p>	<p style="text-align: center;">Search area</p>  <p style="text-align: center;">Browse area</p> 	<p style="text-align: center;">Book Page</p>  <p style="text-align: center;">Sign In Page</p> 	<p>iPad/iPhone Devices Sign in to your app using your library card, and your book will be available.</p> <p>Kindle Devices From your bookshelf (Account page), select Download format, select Kindle Book, and confirm. This will take you to an Amazon page where you will need to sign in. Once finished, Sync your Kindle device.</p> <p>Nook Device From your bookshelf (Account page), select Download format, select EPUB, and confirm. Transfer using Adobe Digital Editions.</p> <p>Android Devices Sign in to your app using your library card, and your book will be available.</p>