



[Signing up and Logging in with Universal Class](#)

Start Here: <http://watsonvilleca.universalclass.com/register.htm>

[Library Card Number Goes here:](#)

Enter Your Library Card ID/Bar Code Number

Enter Code:

Recorded Books

Fill this out and [make note of your username and password](#)

New Member Registration Form

**Step 1. Choose Username and Password**

Enter Username :   
Your username must be alpha or numeric characters only

Create Password :

Re-Type Password :   
Password must be 6-20 characters (case sensitive)

**Step 2. Enter Email Address**

Enter Email Address :   
Example: jimmy@yahoo.com or jsmith@aol.com

Re-Type Email Address :

**Step 3. Enter Member Information**

Enter Your First Name :

Your Last Name :

Select Your Country :

Birth Date : (optional)  /  /

Your Gender :  No Response  
 Male  
 Female

Are you 13 years or older?  Yes, I'm over 13 years of age.  
 No, I'm under 13 years of age.

I read, understand, and accept the following :

Terms of Service (check box)

Recorded Books

Once your account is setup, go to: <http://watsonvilleca.universalclass.com/login.htm>  
and login with your username and password

Login to UniversalClass™

Login here to access your UniversalClass™ online courses through Watsonville Public Library.

Username :

Password :

By clicking Login Now, I agree to the Terms of Service.  
[Forgot your password?](#)

Recorded Books

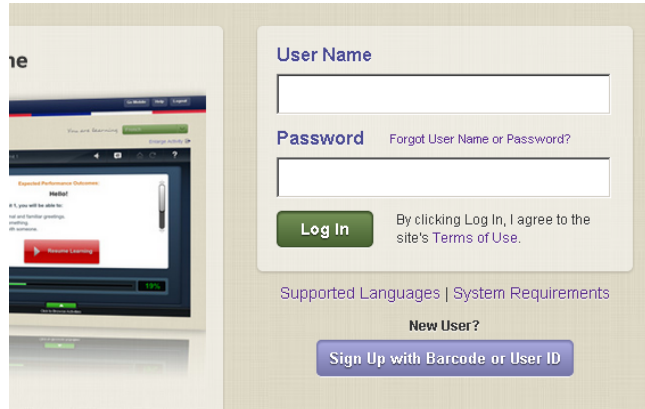


## Transparent Language® Online

### [Signing up and Logging in with Transparent Language](#)

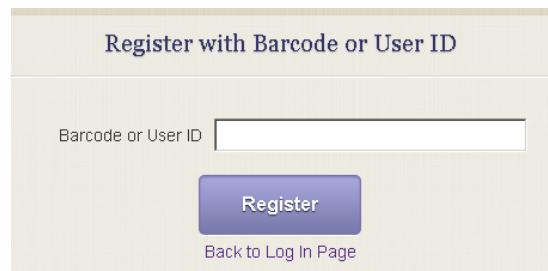
Start Here: <http://library.transparent.com/watsonvilleca/game/modern/login>

Click **Sign Up With Barcode or User ID**



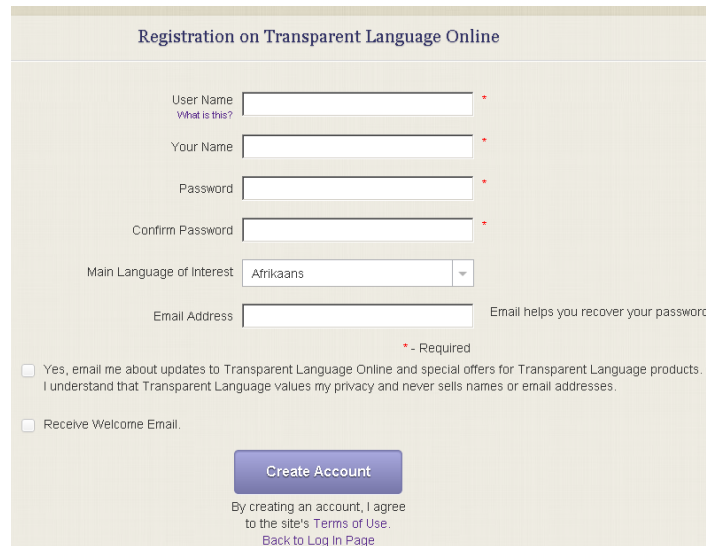
The screenshot shows the login interface. On the left is a preview of the software interface. On the right, there are input fields for 'User Name' and 'Password'. Below the password field is a 'Log In' button and a link for 'Forgot User Name or Password?'. A disclaimer states: 'By clicking Log In, I agree to the site's Terms of Use.' Below this are links for 'Supported Languages' and 'System Requirements', and a 'New User?' section with a 'Sign Up with Barcode or User ID' button.

**Library Card Number Goes here:**



The form is titled 'Register with Barcode or User ID'. It features a single input field labeled 'Barcode or User ID' and a 'Register' button. Below the button is a link that says 'Back to Log In Page'.

Fill this out and **make note of your username and password**



The form is titled 'Registration on Transparent Language Online'. It contains several fields: 'User Name' (with a 'What is this?' link), 'Your Name', 'Password', and 'Confirm Password'. There is a dropdown menu for 'Main Language of Interest' set to 'Afrikaans' and an 'Email Address' field with the note 'Email helps you recover your password.'. Below these are two checkboxes: 'Yes, email me about updates to Transparent Language Online and special offers for Transparent Language products. I understand that Transparent Language values my privacy and never sells names or email addresses.' and 'Receive Welcome Email.'. A 'Create Account' button is at the bottom, followed by the text: 'By creating an account, I agree to the site's Terms of Use.' and a 'Back to Log In Page' link.

Return to: <http://library.transparent.com/watsonvilleca/game/modern/login>  
and login with your **username and password**